



Features:

- Universal AC input range(85~264Vac)
- Support 1+1 or N+1 redundant system (suggest to use redundancy modules.)
- Built-in active PFC,PF>0.95
- High efficiency up to 94%
- Built-in current sharing function
- Built-in current limiting circuit
- Output protections: OVP/OLP/SCP/OTP
- Wide operating ambient temp (-25°C~70°C)
- 150%(360W) peak load capacity
- Easy Fuse Tripping due to High Overload Current
- Excellent Partial Load Efficiency
- Built-in DC OK relay contact
- Can be installed on TS-35/7.5 or TS-35/15
- 100% full load burn-in test
- Suitable for critical applications
- Ultra-slim,45mm width
- 3 years warranty



SPECIFICATION

MODEL		DG-240-24	DG-240-48
OUTPUT	DC Output	24V	48V
	Rated Current	10A	5A
	Current Range	Note 1	0~5A
	Ripple and Noise	0~70°C	≤240mV
		-25°C	≤480mV
	Voltage ADJ. Range	24~28V	48~56V
	Voltage Accuracy	±3.0%	
	Line Regulation	±0.5%	
	Load Regulation	±1.0%	
	Set-up Time	<3S@230Vac	
	Hold up Time	≥20mS(230Vac input, Full load)	
	Temperature Coefficient	±0.03%/°C	
	Overshoot and Undershoot	<5.0%	
INPUT	Voltage Range	85Vac~264Vac	
	Frequency Range	47Hz~63Hz	
	Power Factor (typical)	0.99/110Vac 0.95/230Vac	
	Efficiency (Typical)	94%	93%
	AC Current (max.)	<3.0 A/100Vac <1.5A/230Vac	
	Inrush Current (Typical)	<20A/110Vac <40A/230Vac Cold start	
	Leakage Current	Input—output:<0.25mA Input—PG:<3.5mA	
PROTECTION	Over Load	110%~150% of rated current, Constant current limiting for some time(150% of rated current, last 3S) then PS stop working for 7S,after 7S,if the load ≤rated current, PS will work normally, auto recovery	
	Over voltage	29~33V, constant voltage, Auto recovery	58~63V, constant voltage, Auto recovery
	Over temperature	105±5°C, detect on heat sink of power transistor; shut down O/P, auto recovery after temperature goes down.	
	Short Circuit	Long-term mode, auto recovery	
ENVIRONMENT	Operating amb. Temp. & Hum.	-25°C~70°C; 20%~90%RH No condensing	
	Storage Temp. & Hum.	-40°C~85°C; 5%~95%RH No condensing	
SAFETY & EMC Note 3	Safety Standards	meet UL508, UL60950, EN60950-1	
	Withstand Voltage	Primary-Secondary:3.0KVac; ≤10mA .Primary-PG:2.5KVac; ≤10mA. Secondary-PG:0.5KVac≤20mA.	
	Isolation Resistance	≥100M ohms	
	EMC Emission	Compliance to EN55022, EN55024, FCC PART 15 Class B	
	Harmonic Current	Compliance to EN61000-3-2, CLASS A	

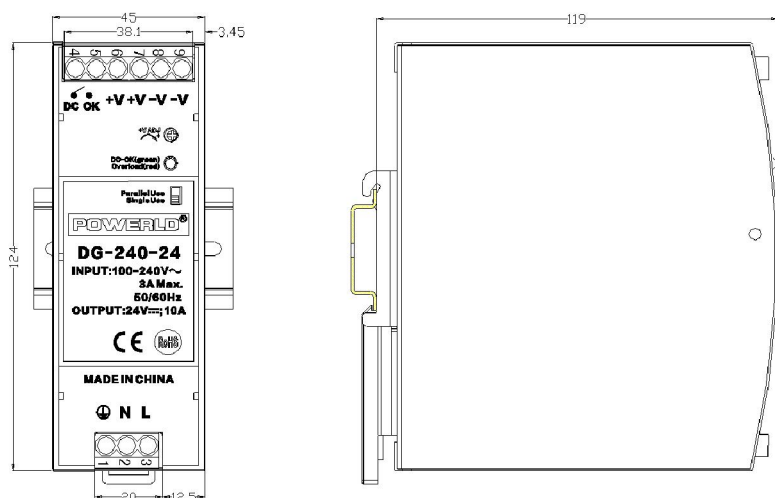
240Watts Single Output Industrial DIN Rail Power Supply

DG-240 Series

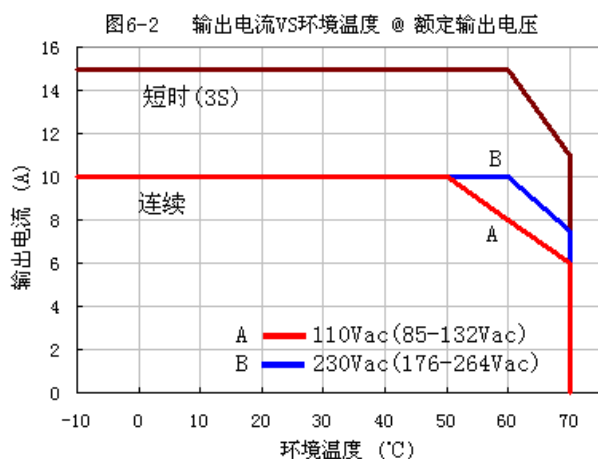
	EMC Immunity	Compliance to EN61000-4-2,3,4,5,6,8,11; heavy industry level
OTHERS	MTBF (MIL-HDBK-217F)	More than 300,000Hrs (25°C, Full load)
	Dimension (W*H*D)	45*124*119mm
	Packing	24pcs/CTN, 21Kgs/CTN, 0.045cbm
	Cooling method	Cooling by free air convection
Additional function	Power boost	150% of rated current
	Parallel function	support
	DC-OK	V On: when output voltage is up to 90% of rated output voltage V Off: when output voltage is down to 80% of rated output voltage
	DC-OK relay contact rating	Max 30V/1A or 60V/0.3A or 30Vac/0.3A Resistive load
NOTE	1. All parameters NOT specially mentioned are measured at rated input, rated load and 25°C of ambient temperature. 2. Measured at 20MHz of bandwidth by using a 12" twisted pair-wire terminated with a 0.1 uF & 10uF parallel capacitor. 3. The SPS is considered a component which will be installed into final equipment. We cannot guarantee that the final equipment will meet EMC directives, Final product manufactures must be re-confirm that their product meets EMC directives	

■ Mechanical Specification

Unit: mm

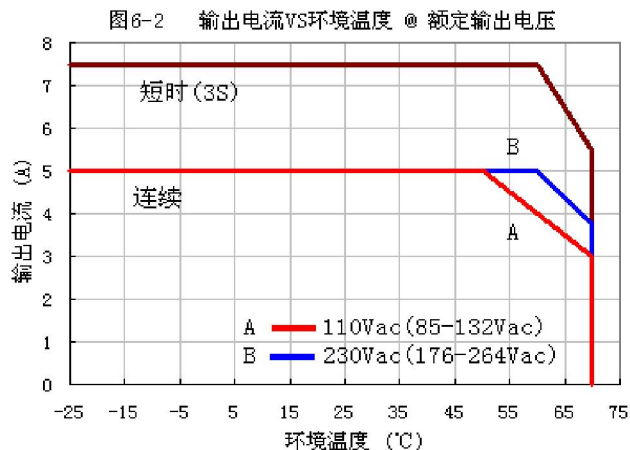


■ Derating Curve For DG-240-24



—— short time working, 3S
—— continuous working

For DG-240-48



—— short time working, 3S
—— continuous working